

TREE PROTECTION SPECIFICATIONS

MATERIALS

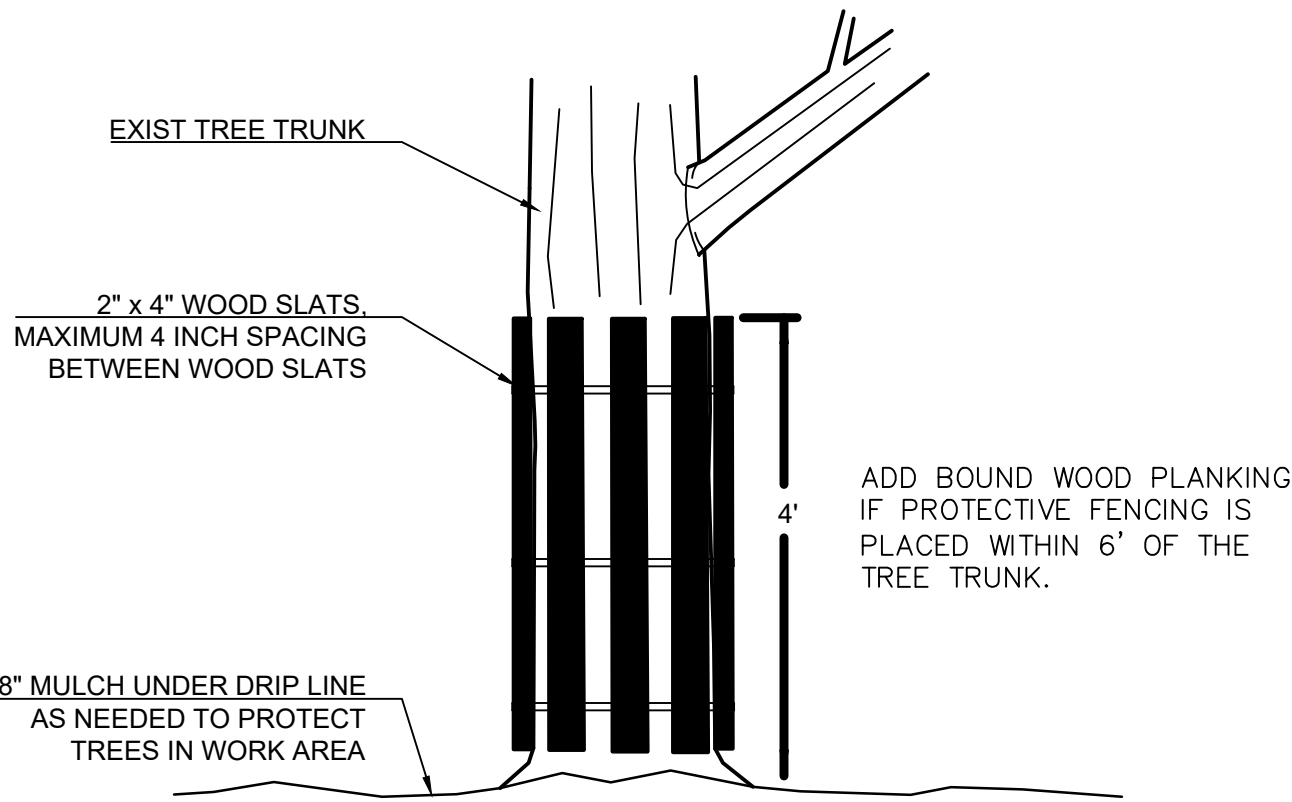
- FABRIC: 4 FOOT HIGH ORANGE PLASTIC FENCING AS SHOWN ON THE PLANS AND SHALL BE WOVEN WITH 2 INCH MESH OPENINGS SUCH THAT IN A VERTICAL DIMENSION OF 23 INCHES ALONG THE DIAGONALS OF THE OPENINGS THERE SHALL BE AT LEAST 7 MESHERS.
- POSTS: POSTS SHALL BE A MINIMUM OF 72 INCHES LONG AND STEEL "T" SHAPED WITH A MINIMUM WEIGHT OF 1.3 POUNDS PER LINEAR FOOT.
- TIE WIRE: WIRE FOR ATTACHING THE FABRIC TO THE T-POSTS SHALL BE NOT LESS THAN NO. 12 GAUGE GALVANIZED WIRE.
- USED MATERIALS: PREVIOUSLY-USED MATERIALS, MEETING THE ABOVE REQUIREMENTS AND WHEN APPROVED BY THE OWNER, MAY BE USED.

CONSTRUCTION METHODS

- ALL TREES AND SHRUBS SHOWN TO REMAIN WITHIN THE PROXIMITY OF THE CONSTRUCTION SITE SHALL BE PROTECTED PRIOR TO BEGINNING ANY DEVELOPMENT ACTIVITY.
- EMPLOY THE SERVICES OF AN ISA (INTERNATIONAL SOCIETY OF ARBORICULTURE) CERTIFIED ARBORIST AND OBTAIN ALL REQUIRED PERMITS TO PRUNE THE EXISTING TREES FOR CLEANING, RAISING AND THINNING, AS MAY BE REQUIRED.
- PROTECTIVE FENCING SHALL BE ERECTED OUTSIDE THE CRITICAL ROOT ZONE (CRZ, EQUAL TO 1' FROM THE TRUNK FOR EVERY 1" OF DBH) AT LOCATIONS SHOWN IN THE PLANS OR AS DIRECTED BY THE LANDSCAPE CONSULTANT AND/OR CITY ARBORIST, AND IN ACCORDANCE WITH THE DETAILS SHOWN ON THE PLANS. FENCING SHALL BE MAINTAINED AND REPAIRED BY THE CONTRACTOR DURING SITE CONSTRUCTION. TREES IN CLOSE PROXIMITY SHALL BE FENCED TOGETHER, RATHER THAN INDIVIDUALLY.
- PROTECTIVE FENCE LOCATIONS IN CLOSE PROXIMITY TO STREET INTERSECTIONS OR DRIVES SHALL ADHERE TO THE APPLICABLE JURISDICTION'S SIGHT DISTANCE CRITERIA.
- THE PROTECTIVE FENCING SHALL BE ERECTED BEFORE SITE WORK COMMENCES AND SHALL REMAIN IN PLACE DURING THE ENTIRE CONSTRUCTION PHASE.
- THE INSTALLATION POSTS SHALL BE PLACED EVERY 6 FEET ON CENTER AND EMBEDDED TO 18 INCHES DEEP. MESH FABRIC SHALL BE ATTACHED TO THE INSTALLATION POSTS BY THE USE OF SUFFICIENT WIRE TIES TO SECURELY FASTEN THE FABRIC TO THE T-POSTS TO HOLD THE FABRIC IN A STABLE AND UPRIGHT POSITION.
- WITHIN THE CRZ:
  - DO NOT CLEAR, FILL OR GRADE IN THE CRZ OF ANY TREE.
  - DO NOT STORE, STOCKPILE OR DUMP ANY JOB MATERIAL, SOIL OR RUBBISH UNDER THE SPREAD OF THE TREE BRANCHES.
  - DO NOT PARK OR STORE ANY EQUIPMENT OR SUPPLIES UNDER THE TREE CANOPY.
  - DO NOT SET UP ANY CONSTRUCTION OPERATIONS UNDER THE TREE CANOPY (SUCH AS PIPE CUTTING AND THREADING, MORTAR MIXING, PAINTING OR LUMBER CUTTING).
  - DO NOT NAIL OR ATTACH TEMPORARY SIGNS, METERS, SWITCHES, WIRES, BRACING OR ANY OTHER ITEM TO THE TREES.
  - DO NOT PERMIT RUNOFF FROM WASTE MATERIALS INCLUDING SOLVENTS, CONCRETE WASHOUTS, ASPHALT TACK COATS

(MC-30 OIL), ETC. TO ENTER THE CRZ. BARRIERS ARE TO BE PROVIDED TO PREVENT SUCH RUNOFF SUBSTANCES FROM ENTERING THE CRZ WHENEVER POSSIBLE, INCLUDING IN AN AREA WHERE RAIN OR SURFACE WATER COULD CARRY SUCH MATERIALS TO THE ROOT SYSTEM OF THE TREE.

- ROUTE UNDERGROUND UTILITIES TO AVOID THE CRZ. IF DIGGING IS UNAVOIDABLE, BORE UNDER THE ROOTS, OR HAND DIG TO AVOID SEVERING THEM.
- WHERE EXCAVATION IN THE VICINITY OF TREES MUST OCCUR, SUCH AS FOR IRRIGATION INSTALLATION, PROCEED WITH CAUTION, AND USING HAND TOOLS ONLY.
- THE CONTRACTOR SHALL NOT CUT ROOTS LARGER THAN ONE INCH IN DIAMETER WHEN EXCAVATION OCCURS NEAR EXISTING TREES. ALL ROOTS LARGER THAN ONE INCH IN DIAMETER ARE TO BE CUT CLEANLY. FOR OAKS ONLY, ALL WOUNDS SHALL BE PAINTED WITH WOUND SEALER WITHIN 30 MINUTES
- REMOVE ALL TREES, SHRUBS OR BUSHES TO BE CLEARED FROM PROTECTED ROOT ZONE AREAS BY HAND.
- TREES DAMAGED OR KILLED DUE TO CONTRACTOR'S NEGLIGENCE DURING CONSTRUCTION SHALL BE MITIGATED AT THE CONTRACTOR'S EXPENSE AND TO THE PROJECT OWNER'S AND LOCAL JURISDICTION'S SATISFACTION.
- ANY TREE REMOVAL SHALL BE APPROVED BY THE OWNER AND LOCAL JURISDICTION PRIOR TO ITS REMOVAL, AND THE CONTRACTOR SHALL HAVE ALL REQUIRED PERMITS FOR SUCH ACTIVITIES.
- COVER EXPOSED ROOTS AT THE END OF EACH DAY WITH SOIL, MULCH OR WET BURLAP.
- IN CRITICAL ROOT ZONE AREAS THAT CANNOT BE PROTECTED DURING CONSTRUCTION AND WHERE HEAVY TRAFFIC IS ANTICIPATED, COVER THE SOIL WITH EIGHT INCHES OF ORGANIC MULCH TO MINIMIZE SOIL COMPACTION. THIS EIGHT INCH DEPTH OF MULCH SHALL BE MAINTAINED THROUGHOUT CONSTRUCTION.
- WATER ALL TREES IMPACTED BY CONSTRUCTION ACTIVITIES, DEEPLY ONCE A WEEK DURING PERIODS OF HOT DRY WEATHER. SPRAY TREE CROWNS WITH WATER PERIODICALLY TO REDUCE DUST ACCUMULATION ON THE LEAVES.
- WHEN INSTALLING CONCRETE ADJACENT TO THE ROOT ZONE OF A TREE, USE A PLASTIC VAPOR BARRIER BEHIND THE CONCRETE TO PROHIBIT LEACHING OF LIME INTO THE SOIL.
- CONTRACTOR SHALL REMOVE AND DISPOSE OF ALL TREE PROTECTION FENCING WHEN ALL THREATS TO THE EXISTING TREES FROM CONSTRUCTION-RELATED ACTIVITIES HAVE BEEN REMOVED.

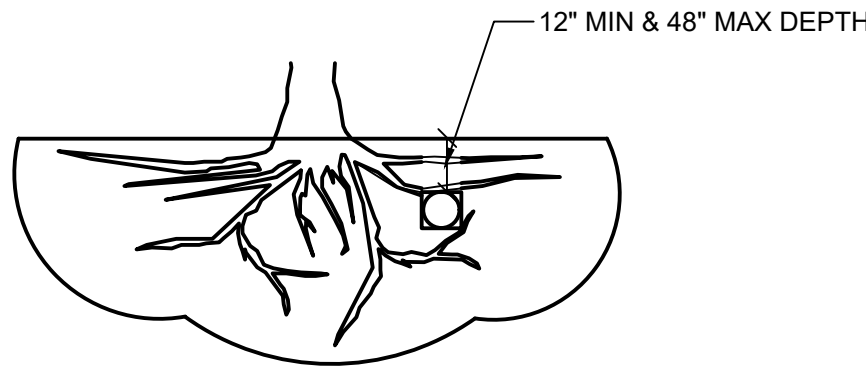


NOTE  
IN SITUATIONS WHERE A PRESERVED TREE REMAINS IN IMMEDIATE AREA OF INTENDED CONSTRUCTION AND THE CITY FORESTER DETERMINES THE TREE SHOULD BE IN DANGER OF DAMAGE BY DEVELOPMENT ACTIVITIES, THE CONTRACTOR OR SUBCONTRACTOR SHALL PROTECT THE TREE BY WRAPPING TREE TRUNK WITH 2" x 4" STUDS AND ROPE OR BAND IN PLACE AS NEEDED TO PROTECT TREE BARK IN WORK AREAS.

E TREE BARK PROTECTION  
SCALE: NOT TO SCALE

TREES THAT ARE MARKED TO BE PRESERVED ON A SITE PLAN AND FOR WHICH UTILITIES MUST PASS THROUGH THEIR ROOT PROTECTION ZONES MAY REQUIRE TUNNELING AS OPPOSED TO OPEN TRENCHES. THE DECISION TO TUNNEL WILL BE DETERMINED ON A CASE BY CASE BASIS BY THE ENGINEER.

TUNNELS SHALL BE DUG THROUGH THE ROOT PROTECTION ZONE IN ORDER TO MINIMIZE ROOT DAMAGE.



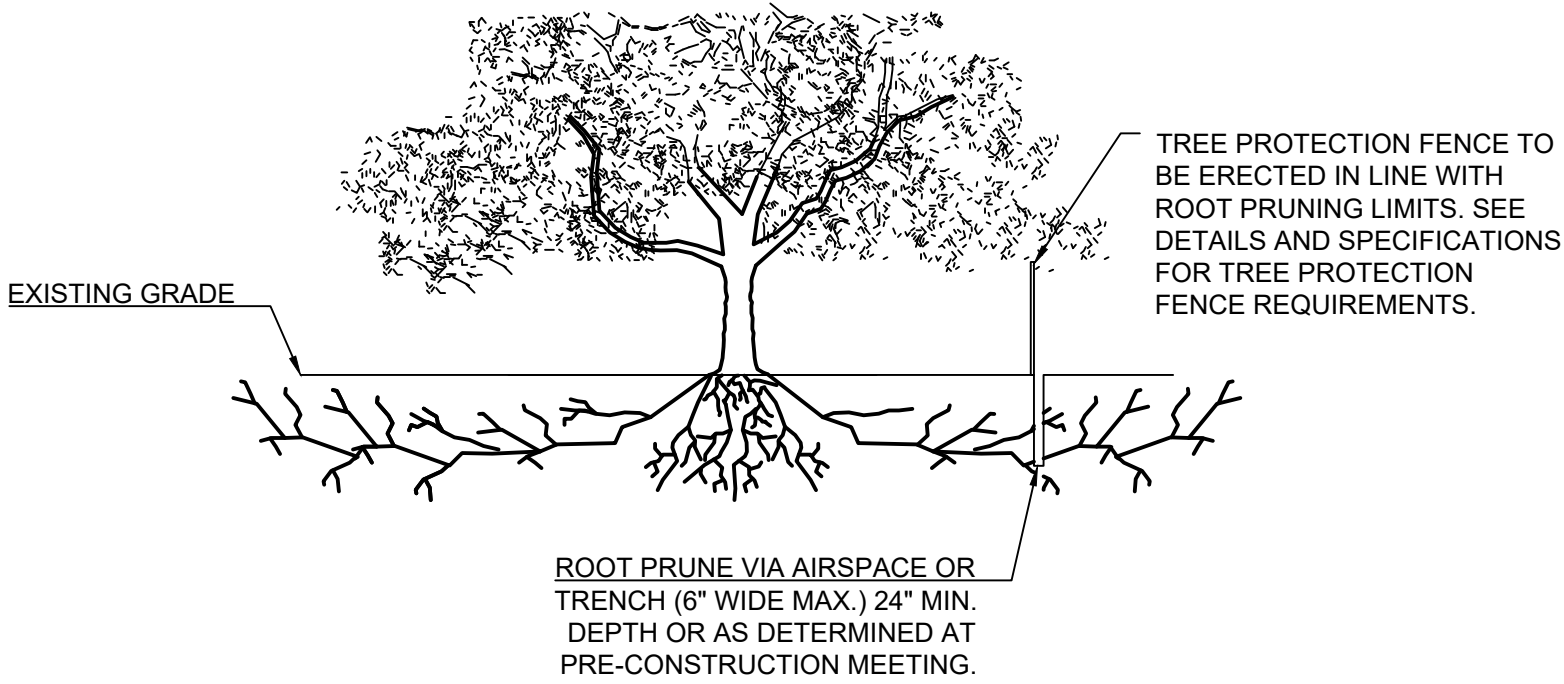
TUNNEL TO MINIMIZE ROOT DAMAGE (TOP) AS OPPOSED TO SURFACE-DUG TRENCHES IN ROOT PROTECTION ZONE WHEN THE 5' MINIMUM DISTANCE FROM TRUNK CAN NOT BE ACHIEVED.



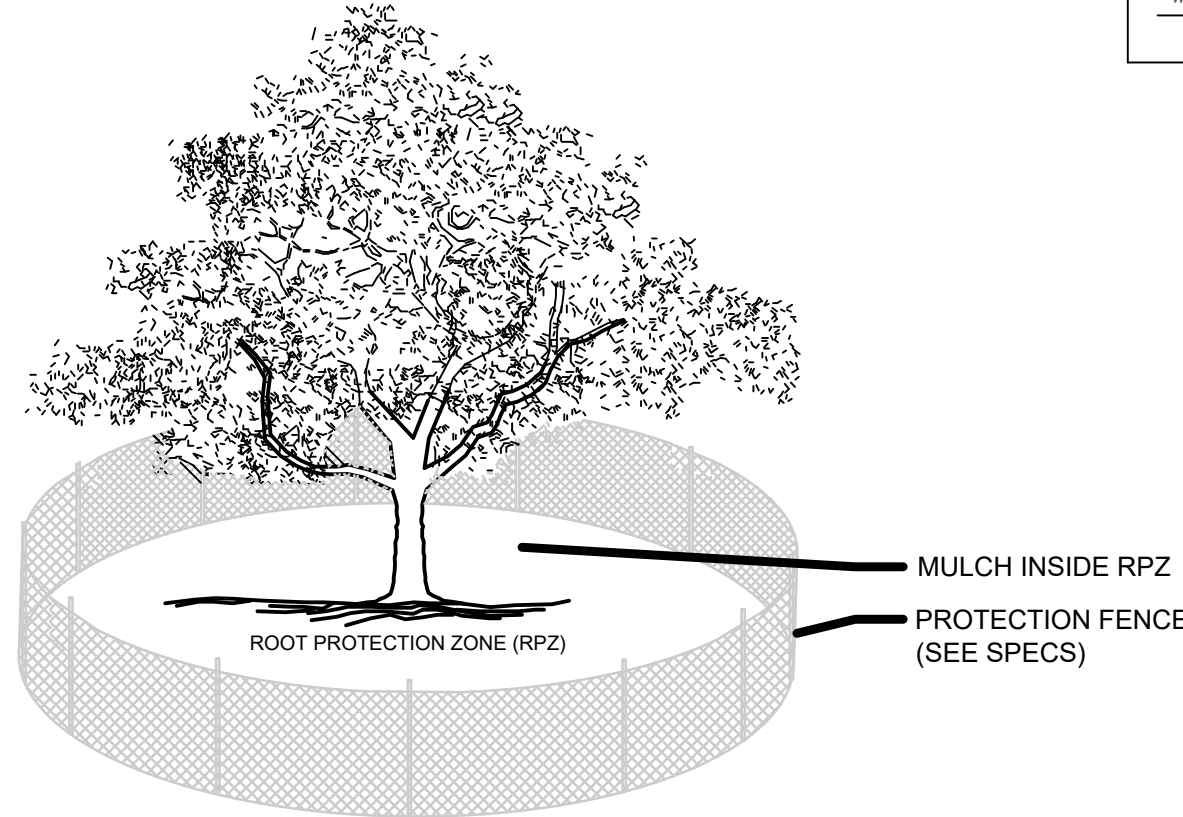
OPEN TRENCHING MAY BE USED IF EXPOSED TREE ROOTS DO NOT EXCEED 3" OR ROOTS CAN BE BENT BACK.

C BORING THROUGH ROOT PROTECTION ZONE  
SCALE: NOT TO SCALE

- NOTES
- RETENTION AREAS WILL BE SET AS PART OF THE REVIEW PROCESS AND PRE-CONSTRUCTION MEETING.
  - BOUNDARIES OF RETENTION AREAS MUST BE STAKED AT THE PRE-CONSTRUCTION MEETING AND FLAGGED PRIOR TO ROOT PRUNING.
  - EXACT LOCATION OF ROOT PRUNING SHALL BE DETERMINED IN THE FIELD IN COORDINATION WITH THE FORESTRY INSPECTOR.
  - TRENCH SHOULD BE IMMEDIATELY BACKFILLED WITH EXCAVATED SOIL OR OTHER ORGANIC SOIL AS SPECIFIED PER PLAN OR BY THE FORESTRY INSPECTOR.
  - ROOTS SHALL BE CLEANLY CUT USING VIBRATORY KNIFE OR OTHER ACCEPTABLE EQUIPMENT. ROT PRUNING METHODS AND MEANS MUST BE IN ACCORDANCE WITH ANSI STANDARD A3000.
  - ALL PRUNING MUST BE EXECUTED AT LOD SHOWN ON PLANS OR AS AUTHORIZED IN WRITING BY THE FORESTRY INSPECTOR.
  - SUPPLEMENTAL WATERING MAY BE REQUIRED FOR ROOT PRUNED TREES THROUGHOUT THE GROWING SEASON DURING CONSTRUCTION AND SUBSEQUENT WARRANTY AND MAINTENANCE PERIOD.

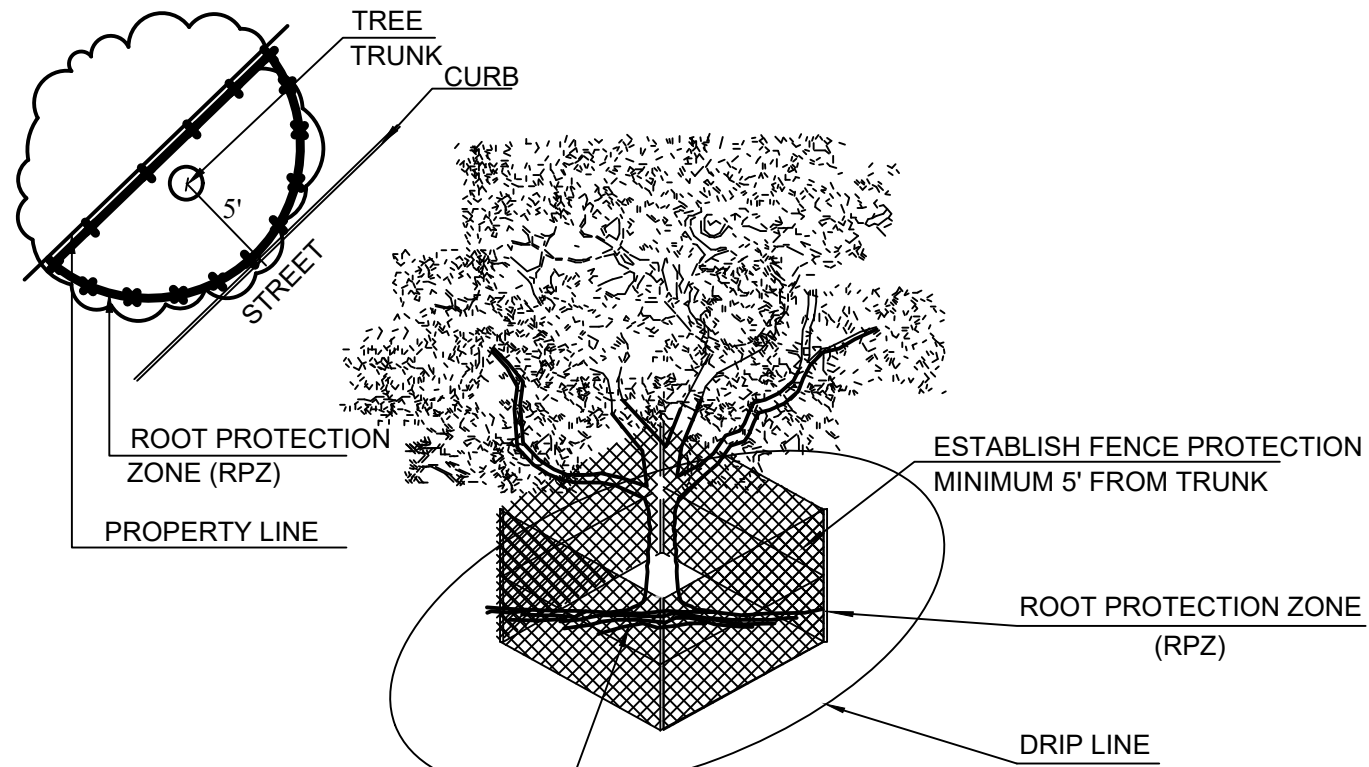


D ROOT PRUNING DETAIL  
SCALE: NOT TO SCALE




- NOTES:
- THE FENCING LOCATION SHOWN ABOVE IS DIAGRAMATIC ONLY AND WILL CONFORM TO THE DRIP LINE AND BE LIMITED TO PROJECT BOUNDARY. WHERE MULTIPLE ADJACENT TREES WILL BE ENCLOSED BY FENCING, THE FENCING SHALL BE CONTINUOUS AROUND ALL TREES.
  - FOR ACCEPTABLE FENCING MATERIALS SEE SPECIFICATIONS.

A TREE PROTECTION FENCE  
SCALE: NOT TO SCALE



- NOTES:
- OPTION USED FOR TIGHT CONSTRUCTION AREAS OR WHEN CONSTRUCTION OCCURS IN ROOT PROTECTION ZONE.
  - FOR ACCEPTABLE FENCING MATERIALS SEE SPECIFICATIONS.

B TREE PROTECTION FENCE - TIGHT CONSTRUCTION  
SCALE: NOT TO SCALE



THIS PLAN SET IS FOR PERMITTING PURPOSES ONLY AND MAY NOT BE USED FOR CONSTRUCTION

DATE: 01/21/2026

DESIGNED BY: JUMP

CHECKED BY: XXX

PROJECT: KENDALE DESIGN BUILD

PROPOSED LOADING DOCK IMPROVEMENTS

PARCEL ID: 48421100031

2600 NW 19TH STREET

POMPANO BEACH, FLORIDA 33069



Know what's below  
Call before you dig

PROTECT YOURSELF  
ALL STATES REQUIRE NOTIFICATION OF  
EXCAVATIONS, DESIGNERS, OR ANY PERSON  
PREPARING TO DISTURB THE EARTH'S  
SURFACE ANYWHERE IN ANY STATE

FOR STATE SPECIFIC DIRECT PHONE NUMBERS VISIT:  
WWW.CALL811.COM

**DYNAMIC  
ENGINEERING**  
LAND DEVELOPMENT CONSULTING • PERMITTING  
GEOTECHNICAL • ENVIRONMENTAL  
TRAFFIC • SURVEY • PLANNING & ZONING

100 NE 5th Avenue  
Suite 82  
Delray Beach, FL 33483  
T: 561.921.8570

Offices conveniently located throughout the United States:  
New Jersey • Delaware • Florida • Maryland • Pennsylvania • Texas  
Florida Certificate of Authorization No. 32335

www.dynamicsec.com

TITLE: TREE  
DISPOSITION  
DETAILS & SPECS

SCALE: (H)  
(V)  
PROJECT No:  
5754-25-01040

DATE:  
08/01/25

SHEET No:

Rev. #:

TD-2